

# CITY CRANE MD 150 G6

LIQ 1

# POTAIN



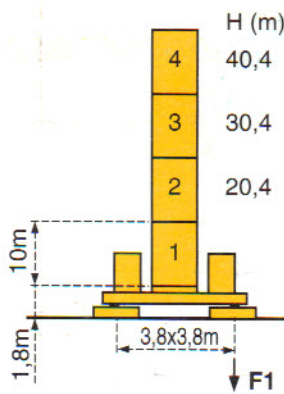
**CITY** □ 1,60m

Mat - Mast - Mast - Mástil - Torre

KM 406 E  
KM 407 E

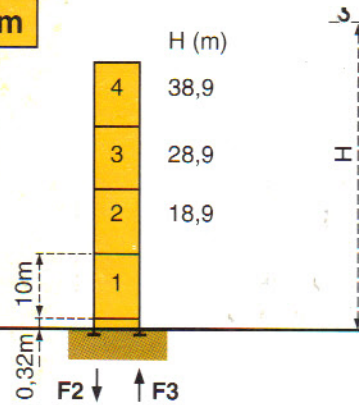


$H_{\square} = H_{\square} / \square + 0,3 \text{ m}$



**ZC 42 A**

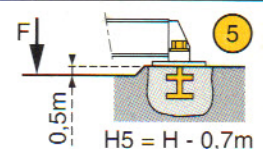
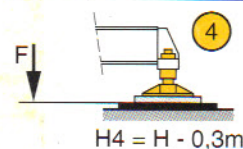
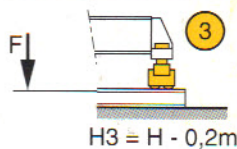
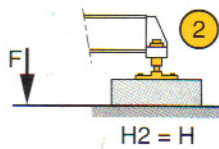
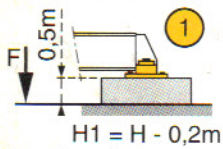
F1	● 65t	■ 62t
	⊗ 40t	



**P 40 A**

F2	● 82t	■ 79t
F3	● 57t	■ 53t
	⊗ 34t	

**ZC 42A**



**TELESCOPABLE - TELESKOPIERBAR - TELESCOPIC - TELESCOPICO - TELESCOPICO**

K 407 B  
K 407 E

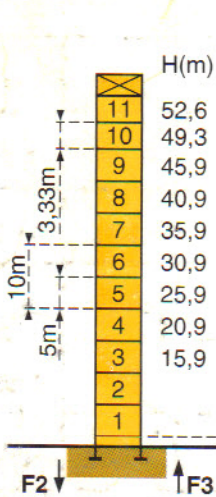


Mats - Maste - Masts - Mástil - Torre □ 1,60m

K 407 A  
K 409 A




K 407 C



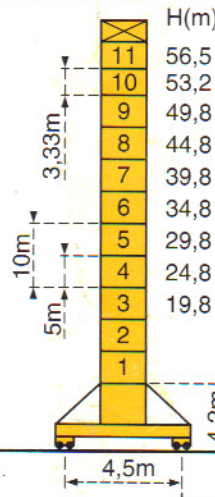
**P40A**

F2	● 113t	■ 156t
F3	● 76t	■ 123t
	⊗ 48t	



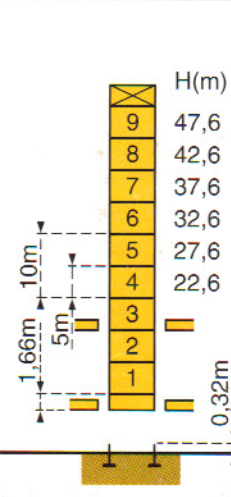
**S40A**

F1	● 73t	■ 90t
	⊗ 54t	



**S41A**

F1	● 84t	■ 108t
	⊗ 56t	




**B41**

- En service
- In Betrieb
- In service
- En servicio
- In servizio
- Hors service
- Ausser Betrieb
- Out of service
- Fuera de servicio
- Fuori servizio
- ⊗ A vide sans lest  
avec flèche et hauteur  
maximum.
- ⊗ Ohne Last und Ballast  
mit Maximalausleger und  
Maximalhöhe.
- ⊗ Without load and  
ballast with longest jib  
and maximum height.
- ⊗ Sin carga, sin  
lastre con flecha y  
altura máxima.
- ⊗ A vuoto senza zavorra  
e con braccio massimo e  
altezza massima.

# Courbes de charges - Lastkurven - Load diagrams - Curvas de cargas - Curve di carico

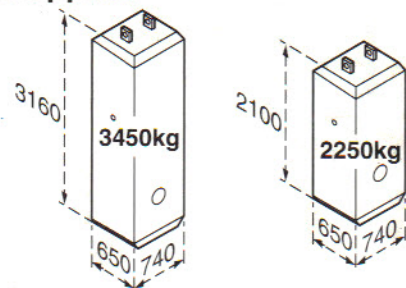


Flèche Ausleger Jib Flecha Braccio



## Lest de contre-flèche - Gegenauslegerballast - Counter-jib ballast Lastre de contra flecha - Contrappeso

		(kg)
55m	16m	18 300 (4x3450)+(2x2250)
50m	16m	14 850 (3x3450)+(2x2250)
45m	13m	18 300 (4x3450)+(2x2250)
40m	13m	17 100 (3x3450)+(3x2250)
35m	13m	14 850 (3x3450)+(2x2250)
30m	13m	13 800 (4x3450)
25m	13m	11 400 (2x3450)+(2x2250)


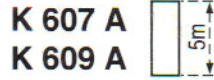
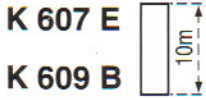


## Lest de base - Grundballast - Base ballast - Lastre de base - Zavorra di base

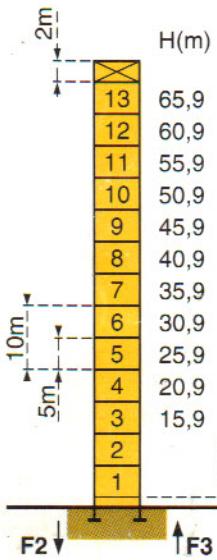
H (m)	Diagram		H (m)	Diagram		H (m)	Diagram		H (m)	Diagram
	55m	50→25m		55→40m	35→25m		55→40m	35→25m		55→25m
									67,6	132t
									64,3	108t
						56,5	102t	108t	61	96t
			51,5	78t	84t	53,2	90t	96t	56	72t
			48,1	66t	72t	49,8	72t	78t	51	60t
			44,8	54t	60t	44,8	54t	60t	46	36t
40,4	75t	65t	39,8	54t	54t	39,8	54t	54t	41	24t
			34,8	54t	54t	34,8	54t	54t	36	24t
30,4	65t	65t	29,8	48t	48t	29,8	48t	48t	31	24t
			24,8	48t	48t	24,8	48t	48t	26	24t
20,4	65t	65t	19,8	42t	42t	19,8	42t	42t	21	24t
ZC 42 A			S 40 A			S 41 A			V 60 A	

**TELESCOPABLE - TELESKOPIERBAR - TELESCOPIC - TELESCOPICO - TELESCOPICO**

Mats - Maste - Masts - Mástil - Torre 2m

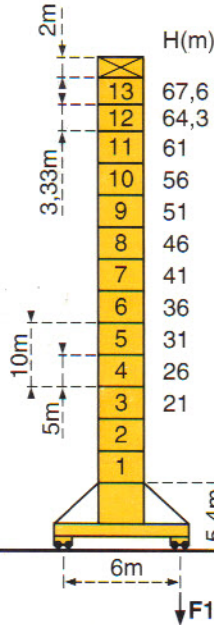


$$H_{\square} = H_{\square} / \square + 0,3 \text{ m}$$



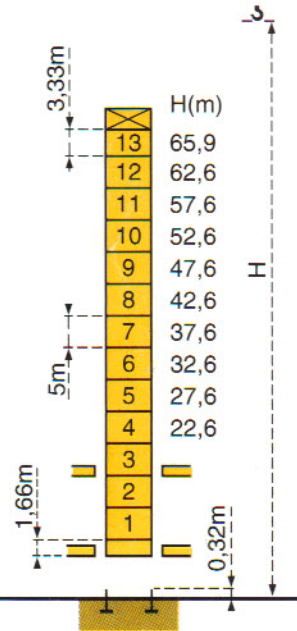
**P60A**

F2	● 129t	■ 226t
F3	● 83t	■ 184t
	⊗ 65t	



**V60A**

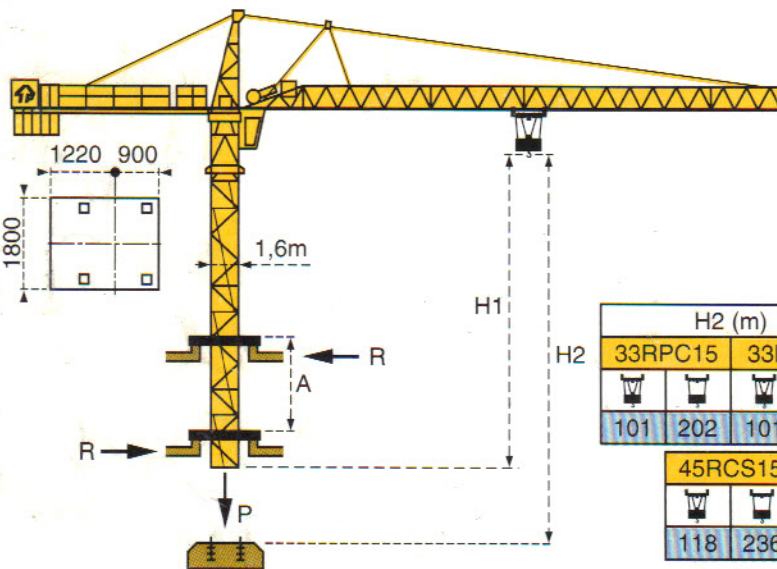
F1	● 96t	■ 136t
	⊗ 76t	



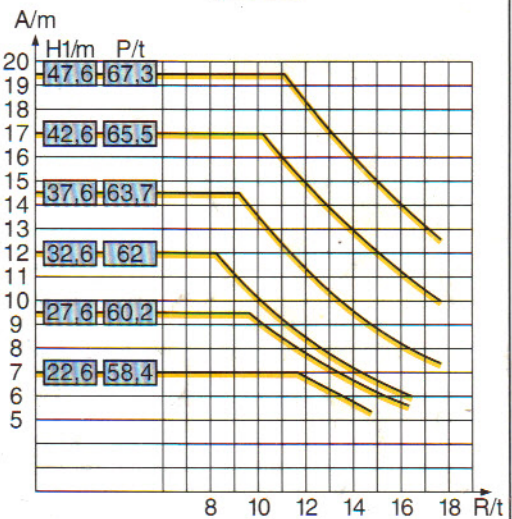
**B60A**

Nous consulter  
Auf Anfrage  
Consult us  
Consultarnos  
Consultateci

**Télescopage sur dalles - Kletterkrane im Gebäude - Climbing crane  
Telescopage gruas trepadoras - Gru in cavedio**



H2 (m)	
33RPC15	33LVF15
101	202
101	202
45RCS15	
118	236



A Distance entre cadres  
H1 Hauteur grue  
P Poids de la grue (en service)  
R Réaction horizontale







































A Abstand zwischen den Rahmen  
H1 Kranhöhe  
P Krangewicht (in Betrieb)  
R Horizontalkräfte

A Distance between collars  
H1 Crane height  
P Crane weight (in service)  
R Horizontal reaction

A Distancia entre marcos  
H1 Altura grúa  
P Peso de la grúa (en servicio)  
R Reaccion horizontal

A Distanza fra i telai  
H1 Altezza gru  
P Peso della gru (in servizio)  
R Reazione orizzontale

Mécanismes - Antriebe - Mechanisms - Mecanismos - Meccanismi

				m/min	t		ch -PS hp	kW
Levage Heben Hoisting Elevación Sollevamento	33PC15/1 			7	3	405 m > 405 m*	33	24
				38,5	3			
				77	1,5			
				3,5	6			
				19	6			
				38,5	3			
			4,6	3				
	33LVF15 			13	3	405 m > 405 m*	33	24
				38,5	3			
				77	1,5			
				2,3	6			
				6,5	6			
				19	6			
	45RCS15 			0→52,5	3	472 m > 472 m*	45	33
				0→105	1,5			
			0→26	6				
			0→52	3				
Distribution - Katzfahren - Trolleying Distribución - Distribuzione		4 D3 V3	15 30 58			4	3	
Orientation - Schwenken - Slewing Orientación - Rotazione		RCV 145	RTV 0-0,8 tr/min U/min-rpm			2 x 6	2 x 4,4	
Translation Kranfahren Travelling Traslación Traslazione	ZC42A 	RT 324	12,5 - 25			2 x 7	2 x 5,2	
	S 40 A 	RT 324	12,5 - 25			2 x 7	2 x 5,2	
	R ≥ 10 m 	TCV 449 ARC H ≤ 34,8 m	10 - 50			4 x 6,8	4 x 5	
	S 41 A 	RT 443 A1 2V	15 - 30			4 x 5	4 x 3,7	
	R ≥ 10 m 	TCV 449 ARC H ≤ 34,8 m	10 - 50			4 x 6,8	4 x 5	
	V 60 A 	RT 544 A1 2V	13,5 - 27			4 x 7	4 x 5,2	
R ≥ 13 m 	TCV 649 ARC H ≤ 41 m	10 - 50			4 x 6,8	4 x 5		
Réseau - Netzstrom - Mains supply - Red - Rete elettrica						CEI 38 IEC 38	400V(+6%-10%) 50 Hz	
Puissance électrique nécessaire - Anschlusswert - Necessary electric power Potencia eléctrica necesaria - Potenza elettrica necessaria						33 PC : 50 kVA 33 LVF : 50 kVA 45 RCS : 65 kVA		
Groupe électrogène - Stromaggregat - Generator set - Grupo electrogeno - Gruppo elettrogeno						*		

\*Nous consulter - Auf Anfrage - Consult us - Consultarnos - Consultateci

Conforme aux directives CEE 84/534 et 87/405 sur le niveau acoustique - Gemäss EWG-Richtlinien 84/534 und 87/405 für den Schall- Leistungspegel  
 In compliance with the EEC 84/534 and 87/405 Instructions on noise level - Conforme con las directivas CEE 84/534 y 87/405 sobre el nivel acustico  
 Conforme alle direttive CEE 84/534 e 87/405 sul livello acustico





Modificaciones reservadas / Subject to modification / Änderungen vorbehalten / Modifiche riservate

Printed in France

Document pour usage commercial uniquement - Benutzung dieser Unterlagen nur für Verkaufszwecke - Document for commercial use only -  
 Documento para uso comercial unicamente - Documento per uso commerciale solamente

Copyright.Reproduction interdite © POTAIN 1995

**POTAIN** 

**GRUPE LEGRIS INDUSTRIES**

18.Rue de Charbonnières, B.P. 173-F 69132 ECULLY Cedex  
 Tél. 72.20.20.20 - Télex 375 213 - Fax 72.20.20.00

POTAIN GmbH	Deutschland	Tel : 06.105.704.0
POTAIN U.K.	Great Britain	Tel : 0895.44.52.61
Simma POTAIN	Italia	Tel : 02.97.96.71
POTAIN Portugal	Portugal	Tel : 02.968.08.89

CITY CRANE MD 150 <sub>G6</sub>

Réf. 1995.09.LIQ 2

Réalisation SODIPE